

CA

JB

SB

W


AS



AUBURN POLICE DEPARTMENT 2022 ANNUAL USE OF FORCE REVIEW



THE AUBURN POLICE
DEPARTMENT IS A
STATE ACCREDITED AGENCY



Report prepared by Commander Dave Colglazier

04/27/23

The purpose of this annual report is to document and summarize all Uses of Force that were completed by Auburn Officers during the 2022 calendar year. This report compares statistics from previous years through 2022, which adds context and helps us identify trends that we can address in future training. The report will compare Use of Force incidents vs. Use of Force Allegations; types of injuries sustained by both suspect and officer; and force used when presented with different scenarios (i.e. officer about to be assaulted, suspect fled, etc.).

In 2022, Auburn Police Officers responded to 69,072 CAD incidents (72,944 in 2021) and completed 15,412 case reports (15,295 in 2021). Officers made 2343 arrests (2,990 in 2021) with 1768 of those arrestees being booked into SCORE (1067 in 2021) and issued 4,972 infractions/citations (3,820 in 2021).

There were 88 incidents where officers were required to use force. Of the 88 incidents there were 133 Use of Force reports completed by officers in 2022 compared to 130 in 2021. Force reports exceed incidents because at times multiple officers used force on one suspect. Of the 88 incidents, there were 43 reported injuries by the suspect. All injuries were photographed and noted and most were minor scrapes, bruises, small lacerations, K-9 contacts, and complaints of pain with no visible injury.

It is important to understand that there are times when it takes two or more officers using force on one suspect in order to gain compliance and get the suspect in custody. When that occurs each officer is required to complete a force report which then generates multiple force reports for one incident. Table #1 below depicts the ratios in comparison to the force incidents.

Only .11 of subjects contacted resulted in force being used.

Table 1	2021	2021 Ratio (83)	2022	2022 Ratio (88)
CAD	72,944	1/879 (.11%)	69,072	1/785 (.13%)
Cases	15,295	1/184 (.54%)	15,412	1/175 (.57%)
Arrests	2,990	1/36 (2.78%)	2,343	1/27 (3.76%)
Bookings	1,067	1/13 (7.78%)	1,768	1/20 (4.98%)

The above table effectively shows that our officers use de-escalation techniques well. As you can see only 88 subjects out of 69,072 who were contacted, compelled the officer to use force.

Table #2 below shows the ratio comparison from 2021 regarding force reports completed.

Only .19% of contacts resulted in a use of force report being completed.

Table 2	2021	2021 Ratio (130)	2022	2022 Ratio (133)
CAD	72,944	1/561 (.18%)	69,072	1/519(.19%)
Cases	15,295	1/118 (.85%)	15,412	1/116 (.86%)
Arrests	2,990	1/23 (4.3%)	2,343	1/18 (5.68%)
Bookings	1,067	1/8 (12%)	1,768	1/13(7.52%)

USE OF FORCE COMPARISON

The Auburn Police Department reports uses of force using an electronic reporting system. If there is any allegation of excessive force, by policy an internal investigation may be ordered by the Chief of Police. The following chart is a snapshot comparison of total excessive force allegations for each year compared to the number of force reports.

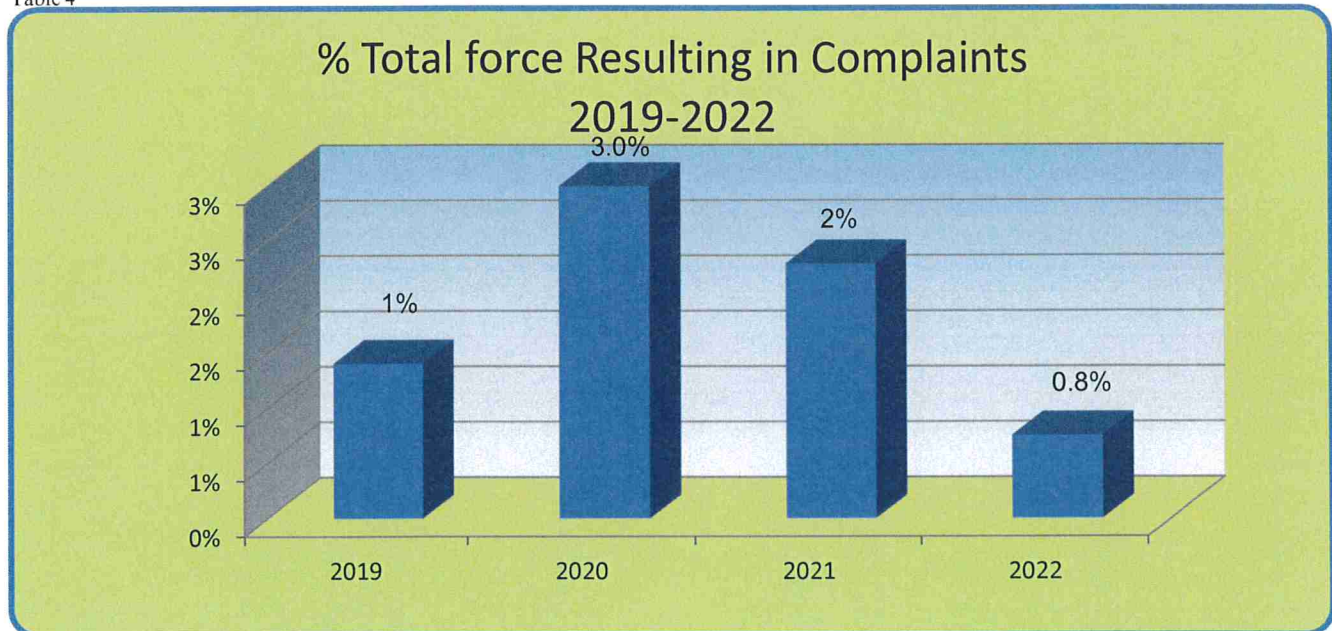
Force Report Comparison 2019-2022

In 2022, we received 1 allegation of inappropriate and/or excessive applications of force. This incident was investigated and was determined to have been misconduct outside of policy. Table #3 shows there was 1 incident that resulted in an allegation of excessive force. Table #4 then reflects these same numbers in a percentage of allegations compared to force reports which is 0.8 % in 2022.

Table 3

Year	Use of force reports	Excessive Force Allegations	Sustained Allegations
2019	214	3	0
2020	231	7	2
2021	130	3	1
2022	133	1	1

Table 4



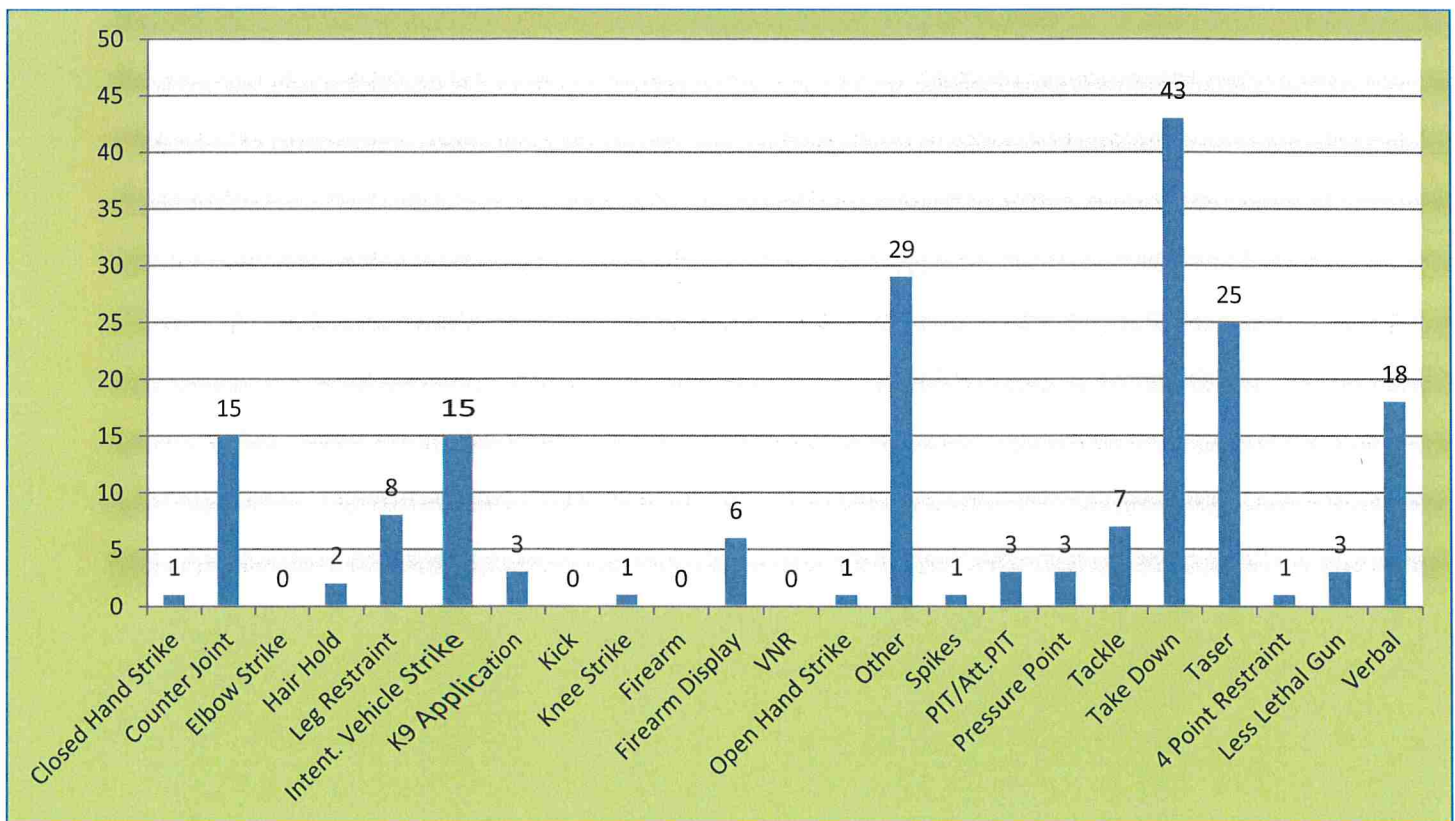
Types of Force Used

The use of force types listed below are techniques that the officers are trained to use depending on the type of resistance the subjects are exhibiting. Take Down is the most used type of force our officers use which is also the least invasive type of force. VNR is Vascular Neck Restraint which is not considered a “choke hold” and was widely used across the country. VNR is used often in some sporting events such as many martial arts types events. VNR has been a very successful and useful tool for our officers in the past reducing the need for officers to escalate the force incident. In the middle of 2020 the VNR policy was paused and currently can only be used under lethal force considerations. PIT is Pursuit Immobilization Technique which is used during pursuits in an attempt to end the pursuit as quickly as possible in order to reduce potential injury and take the suspect into custody. An **Intentional Vehicle Strike** is authorized by policy in certain situations which entails the officer striking a suspect vehicle with his/her patrol car at slow speed in order to pin the vehicle so that it cannot continue to flee.

Force Types Used in 2022

Table #5 below shows each force type that can be used by an officer, and shows the number of times that particular type of force was used in 2022.

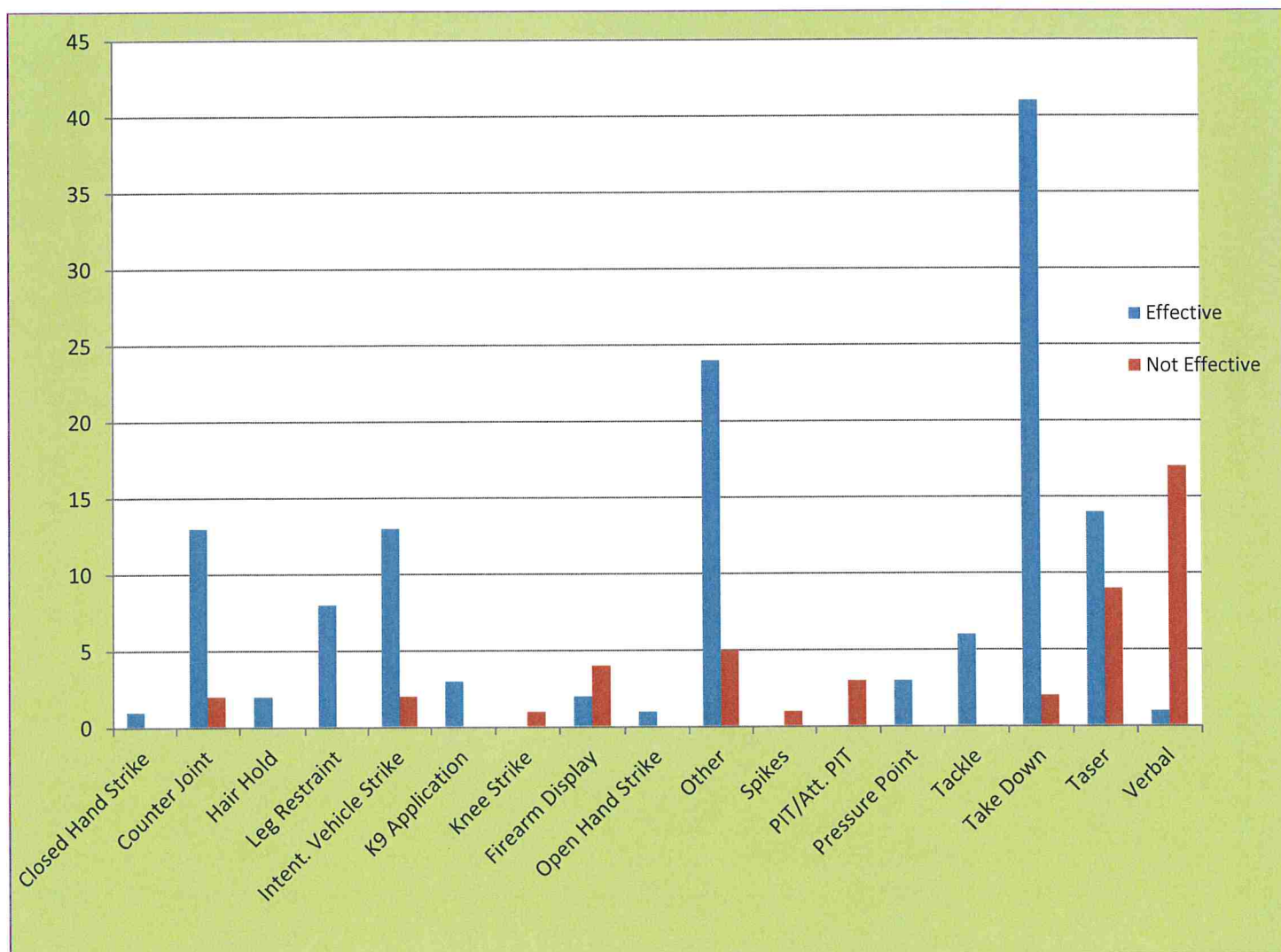
Table 5



Effective vs. Not Effective

Not every type of force is always effective, and at times multiple types of force are used on one person during the same incident. Table #6 shows the effectiveness of the types of force and also shows when a force type is ineffective. As you can see officers use verbal skills first quite often, and when that is ineffective the officer is then compelled to use a different type of force.

Table 6



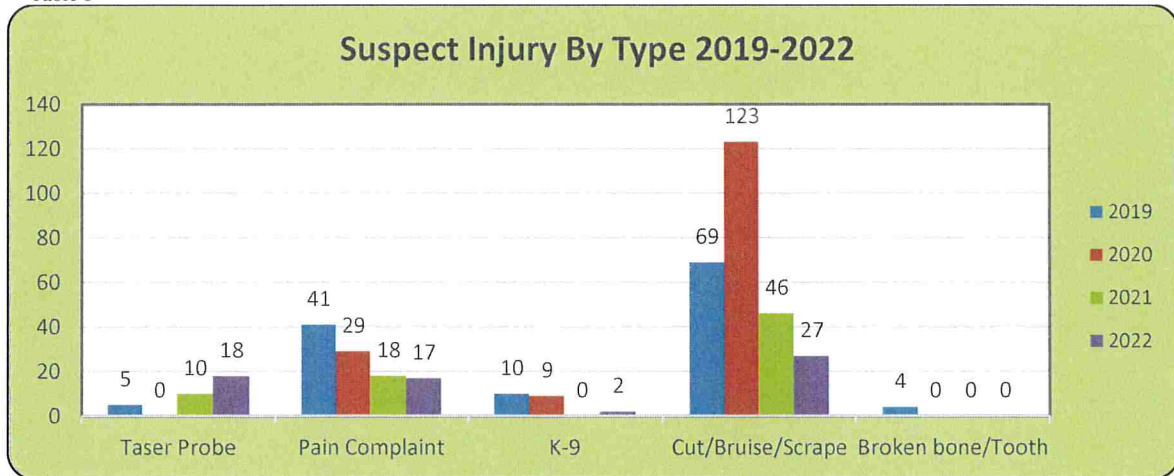
Force Used Resulting in Injuries

In 2022, injuries were reported by the suspect in 49% of all uses of force. Officers received minor injuries in 15% of the incidents. Injuries to suspects can include abrasions, contact from K9's, or general complaints of pain. All complaints of injuries are required to be documented and photographed. Officer injuries included bruising, minor punctures, scrapes and scratches. Table #7 and #8 compare these numbers to previous years.

Table 7

	Total Force Reports	Suspects Injured	Officers Injured	% of total of suspects injured
2019	214	84	31	39%
2020	231	88	35	38%
2021	130	63	19	48%
2022	133	62	18	47%

Table 8



Time of Day

The below tables show the Auburn Police Department's use of force incidents by time of day. As in previous years documented, the majority of the occasions that officers are compelled to use force occur between the hours of 8:00 PM and 2:00 AM. The last couple years also showed an increase in the late morning between 9:00 AM and 11:00 AM. Table #9 focuses on the year 2022 only and Table #10 compares the times to previous years.

Table 9

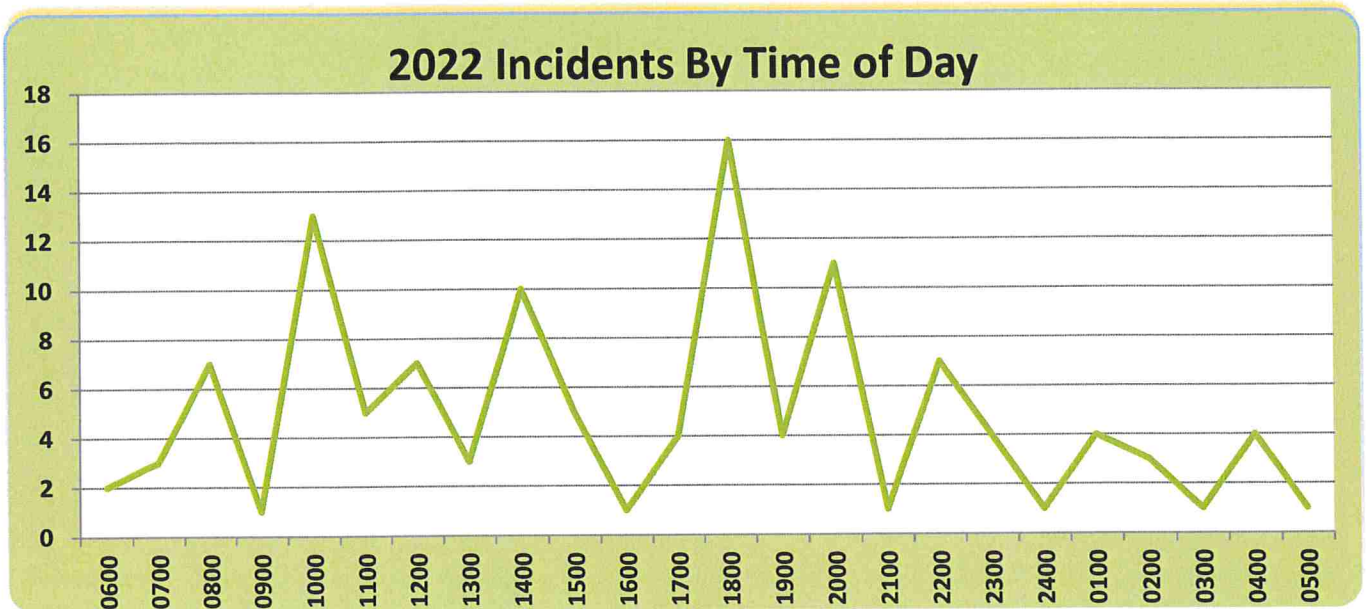
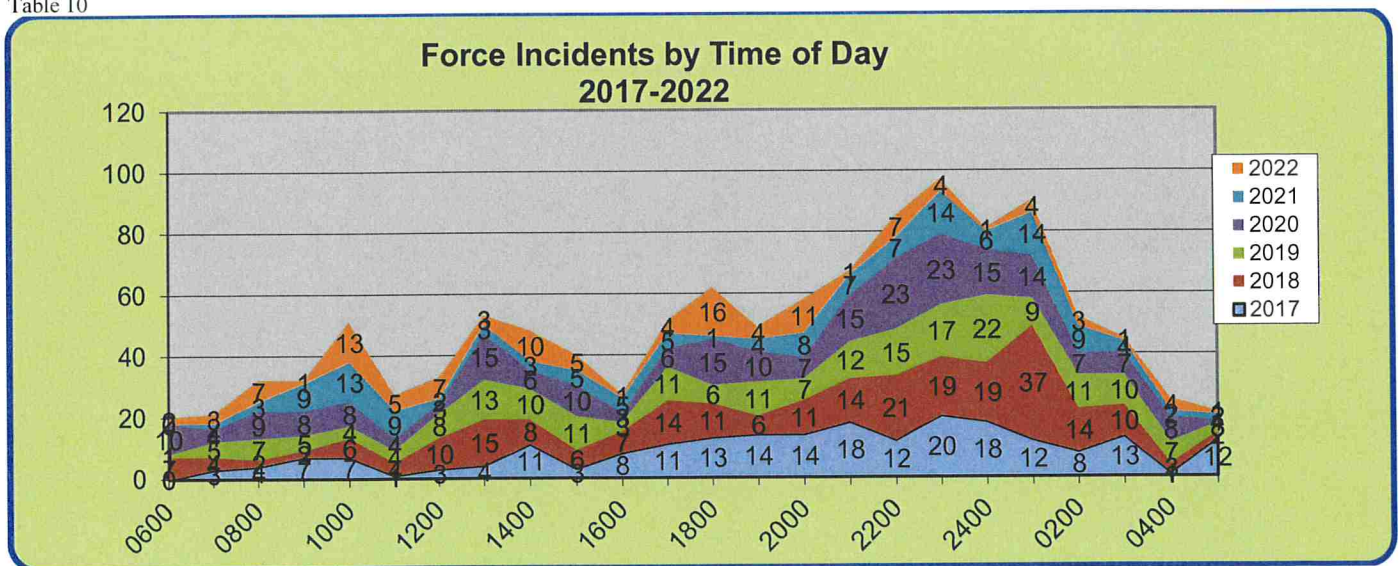


Table 10



Reason for Use of Force

Table #11 below shows the reasons that an officer(s) were compelled to begin to use force resulting in the 133 force reports.

Table 11

	Officer Assaulted	Officer About to be Assaulted	Other About to be Assaulted	Subject With Weapon	Attempting to Escape	Refusing Commands	Other
2018	13	28	8	2	112	76	11
2019	16	26	4	2	77	76	13
2020	23	21	4	3	92	78	10
2021	9	10	5	8	43	44	10
2022	8	9	4	9	67	30	5

Citizen Resistance During Force Encounter

Table #12 below shows the different resistance citizens were giving to an officer during a use of force encounter. Most of the time there are multiple types of resistance provided by a subject during a force encounter. In 2022, there were 408 documented forms of resistance during force encounters.

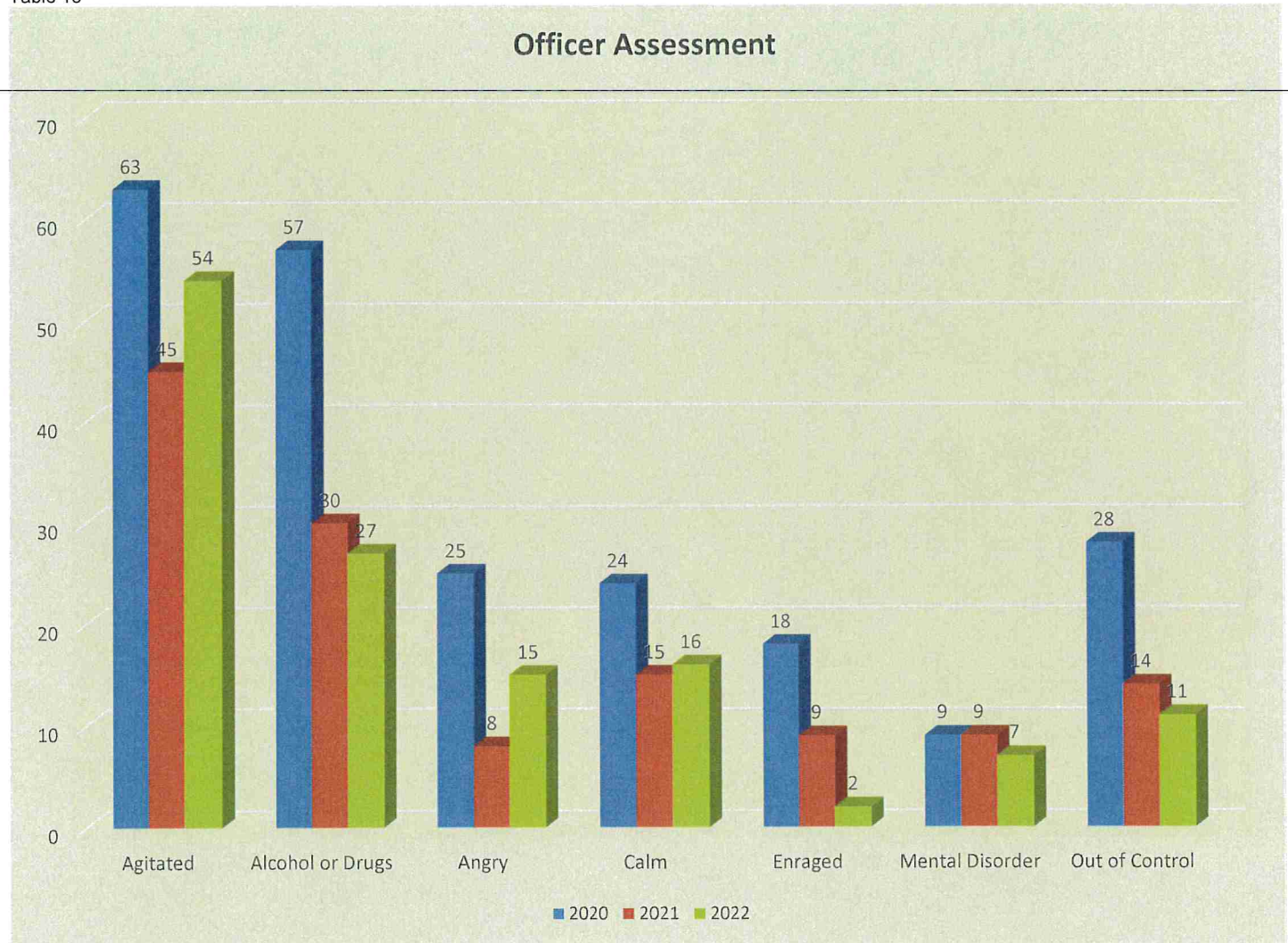
Table 12

	Officer Assaulted/Threat to be Assaulted	Fighting Stance	Other About to be Assaulted	Muscular Tension/Pulled Away	Subject Trying to Flee	Refusing Commands	Other
2018	47	27	14	247	117	170	31
2019	48	27	10	268	66	183	21
2020	49	31	10	274	75	173	40
2021	35	23	7	135	44	95	37
2022	31	23	17	135	64	107	29

Officer Assessment of Citizen Prior to Force Being Used

The below table is what the officer was observing or perceiving of the citizen prior to being compelled to use force.

Table 13



Use of Force Demographics

Table 14 depicts the race of the citizen the officer(s) were compelled to use force on. These numbers are in relation to 69,072 contacts our officers had in 2022 which resulted in only 133 incidents of force.

Table 14

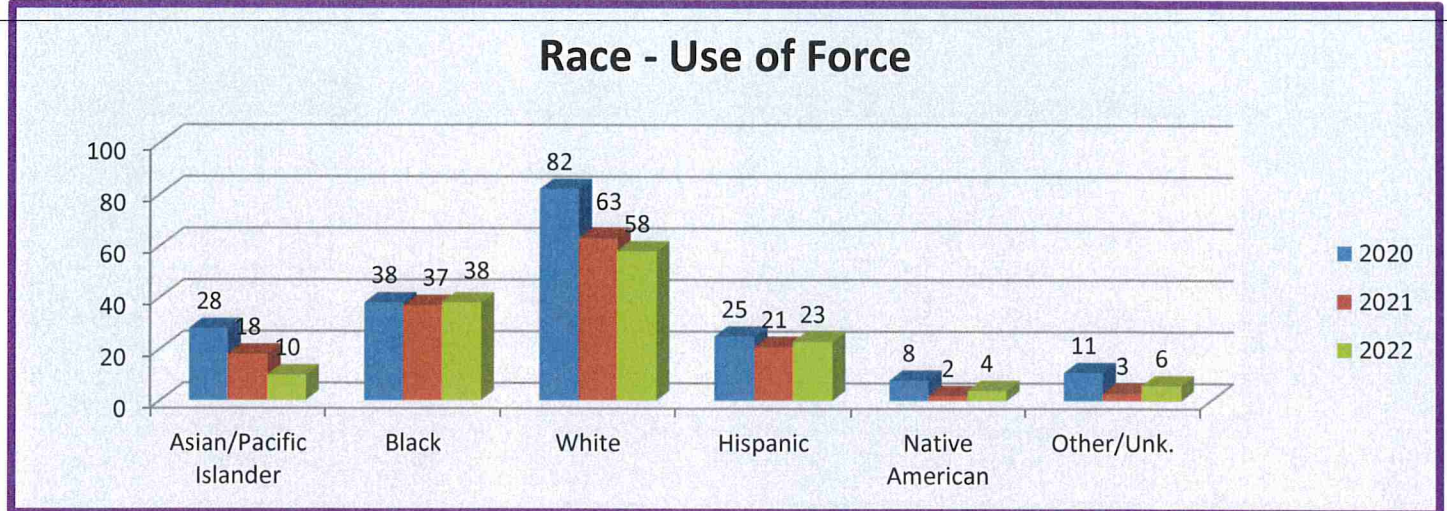
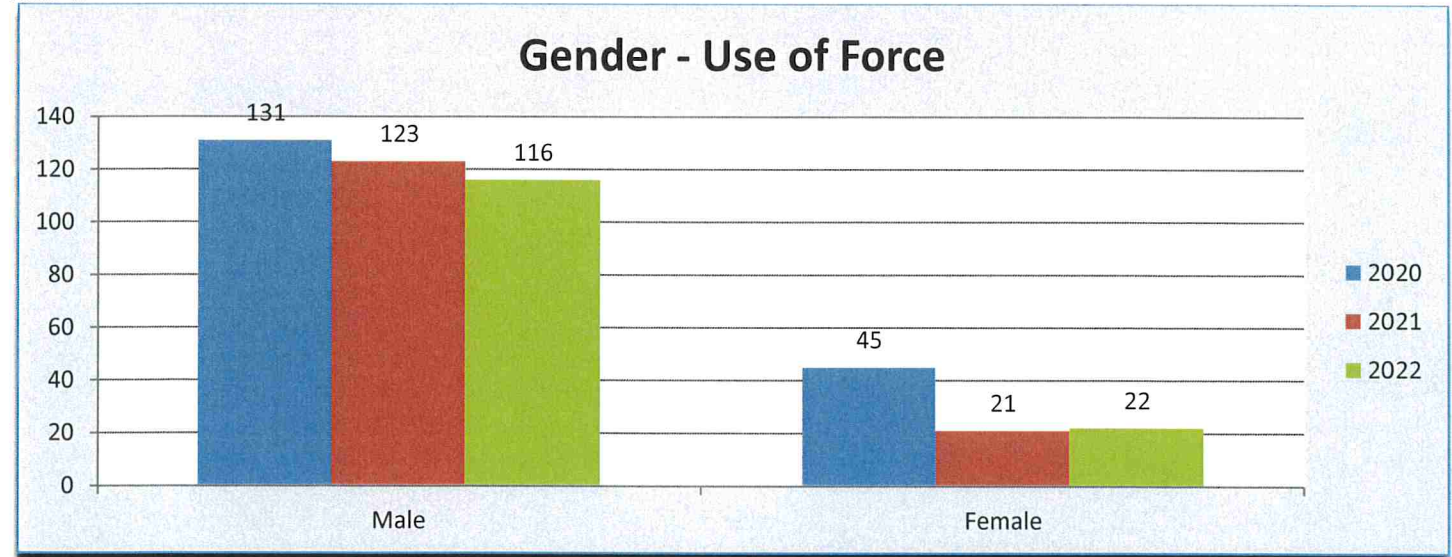


Table 15 depicts the gender of the citizen the officer(s) were compelled to use force on.

Table 15



Summary

It is clear from the review that Auburn Officers contact many subjects throughout the year and make many arrests. New police legislation throughout 2021 significantly impacted/limited circumstances in which officers were allowed to contact and detain suspects. These restrictions were loosened and updated a bit, allowing for more subjects beginning to be detained in 2022. VNR was not used in 2021 or 2022 as a type of force our officers can use except in a deadly force encounter. This may be one reason why officer "Take Downs" remain the highest category for type of force.

The most compelling statistics in this review are that the calls for service, arrests, and bookings are high numbers and by percentage the use of force does not occur often. In 2022, only .13% of CAD incidents required force to be used on a subject. Officers continue to receive annual defensive tactics/use of force training, as well as training on de-escalation techniques. This training encompasses classroom, hands-on, and scenario based training. Each Officer has completed the 40 hour Crisis Intervention Training as well as completing yearly refresher training as required.

At the start of 2021 we created a Use of Force Committee which is comprised of Commanders and Sergeants who are highly trained in police use of force encounters. We also are now part of the Department of Justice FBI Use of Force database. Uses of force that result in serious bodily injury (as defined by the Department of Justice) or death will be reported in the FBI database. Any use of force that results in great bodily harm (as defined by the Revised Code of Washington), death, or appears to be out of policy, will be reviewed by the Use of Force Committee who will then provide a report to the chief. The goal of the Force Committee is to provide a more detailed analysis, focusing more case by case, than is already done and to analyze force trends in order to enhance training, reduce injuries and ensure our citizens remain protected.